

TIPPER 2

TOUGH AND CONFIGURABLE TIPPING TRAILER

BRIAN JAMES TRAILERS

» Connected to you



UNITED KINGDOM

TIPPER 2





TIPPER 2 THE PERFECT BALANCE

5 5 YEAR
CHASSIS
WARRANTY

Tipper trailers joined the Brian James Trailers range in 2009 with the first generation providing our unique solutions to many of the long standing design challenges.

Tipper 2 had to be incredibly robust, yet able to carry and tip meaningful loads. It had to be high enough for site access and tipping ability, yet possess a low centre of gravity for best towing and loading performance. We feel that nearly 40 years of experience have been employed wisely in devising unique and successful solutions to these challenges.

Expect the best. **Tipper 2** will provide it.



TIPPER 2

TIPPER 2

The Perfect Balance

Our objective was simple. Make a tougher, safer **Tipper** trailer with class leading technologies employed where appropriate to reduce weight and enhance operation standards. In every meaningful way the **Tipper 2** has succeeded.

No other product in the sector can match **Tipper 2**'s unique combination of value, features and quality. Unrivalled safety systems such as an audible warning when the bed lowers will instantly appeal to any health and safety conscious operator. The 270° hinged doors combined with a very steep tip angle offer the cleanest exit for heavy or bulky loads and minimises operator risk.

But making trailers this capable doesn't mean making them heavy; by choosing high grade steels and aluminium our engineers have made the strong and light chassis of the **Tipper** even stronger and lighter, which means the **Tipper 2** benefits from even greater load carrying and efficiency.



- **Deck construction**
with no fasteners in vulnerable positions, making tipping, cleaning and shovelling easy.

- **Flush internal fixtures**
ensuring no opportunities for materials to become trapped and retained once tipped.



- Tough, durable and low-friction **bed surface** combined with a high tilt angle of nearly 60° means that materials will conveniently discharge.



- **Corner and centre posts** can be fitted and removed in seconds.



- **2-way hinge tailgate**

allows easy switching between aggregate spreading and bulk tipping functions. Rear post load guides prevent aggregate build-up in corners during discharge.

Patent: GB2578626A



- **Reinforced, bonded phenol ply with steel lined deck**

A brand new aluminium extrusion is a unique solution to the challenge of fixing the heavy duty deck into the chassis. Bonding the outer 2mm steel deck liner to the 18mm industrial grade phenol ply creates a very tough and durable load bearing surface, with the added benefit of easily discharging the load during tip operation.

- **Heavy duty drop sides**

Features 2mm steel material and distinctive yellow body work, bringing high levels of visibility and safety. Headboard fully removable.



● **Integral tie-down points** inside the bed offer a significant benefit to any operator carrying machinery. Experience the convenience of multiple points, all as standard. Load loss is prevented with a spring steel flap.



● **Rope hooks and eyes** along both sides, under deck.



● **Tailgate seal** ensures retention of loose materials during transit.

Patent: GB2578626A

● **Integral coupling head lock**



● **Safety stand** for maintenance and repair.



● **Storage box** is ideal for keeping remote control, jump lead set and straps conveniently to hand.



● **Spare wheel** stored in rear under tray, released from the rear without having to tip the load.

● 4m version incorporates **twin hydraulic rams** that enable tipping of exceptionally large/heavy loads.



● Standard. ○ Optional at extra cost.

TIPPER 2

TIPPER 2

OPTIONS

Tip the balance in your favour

If you need it, it's fitted. If you want it, it's here.

In designing the ultimate tipper trailer we set out to create a full working package, exactly what is needed to maximise the utility of the **Tipper 2**.

For specific operations we designed a variety of suitable options, all detailed across the following pages.



○ Connect ramps

Trailer equipped with ramp rack as standard.

Choose:

1.8m ramps for general loading purposes or
2.3m ramps for lowest possible loading angle.

○ Heavy Duty side extensions

Built to be stronger, these new side extensions offer a tough hole-free design making them ideal for the demands of daily commercial use.




Standard side extensions



○ **High panelled side extensions** enable the transport of bulkier loads. Panels can be individually removed, along with the quick release retaining posts. Available in standard and heavy duty versions, this enhanced functionality makes **Tipper 2** easily configurable.

Features top hinged/removable rear panel.



○ **Rear stands** with kick down action provide support for loading.

○ Choice of 12" (3,500kg)
and 13" (2,700kg)
wheels / tyres

Smaller capacity trailers
can be upgraded to 12"
Heavy Duty wheels / tyres,
lowering deck by 25mm.



13" wheel



12" wheel

*Unladen deck height

○ Upgrade to full LED lighting
Replace bulbed rear lamps with
LED technology. Super bright
and extremely durable.



○ Side hinged rear doors

Hinge and latch mechanism
is well engineered to
provide an easy and
reliable operation.



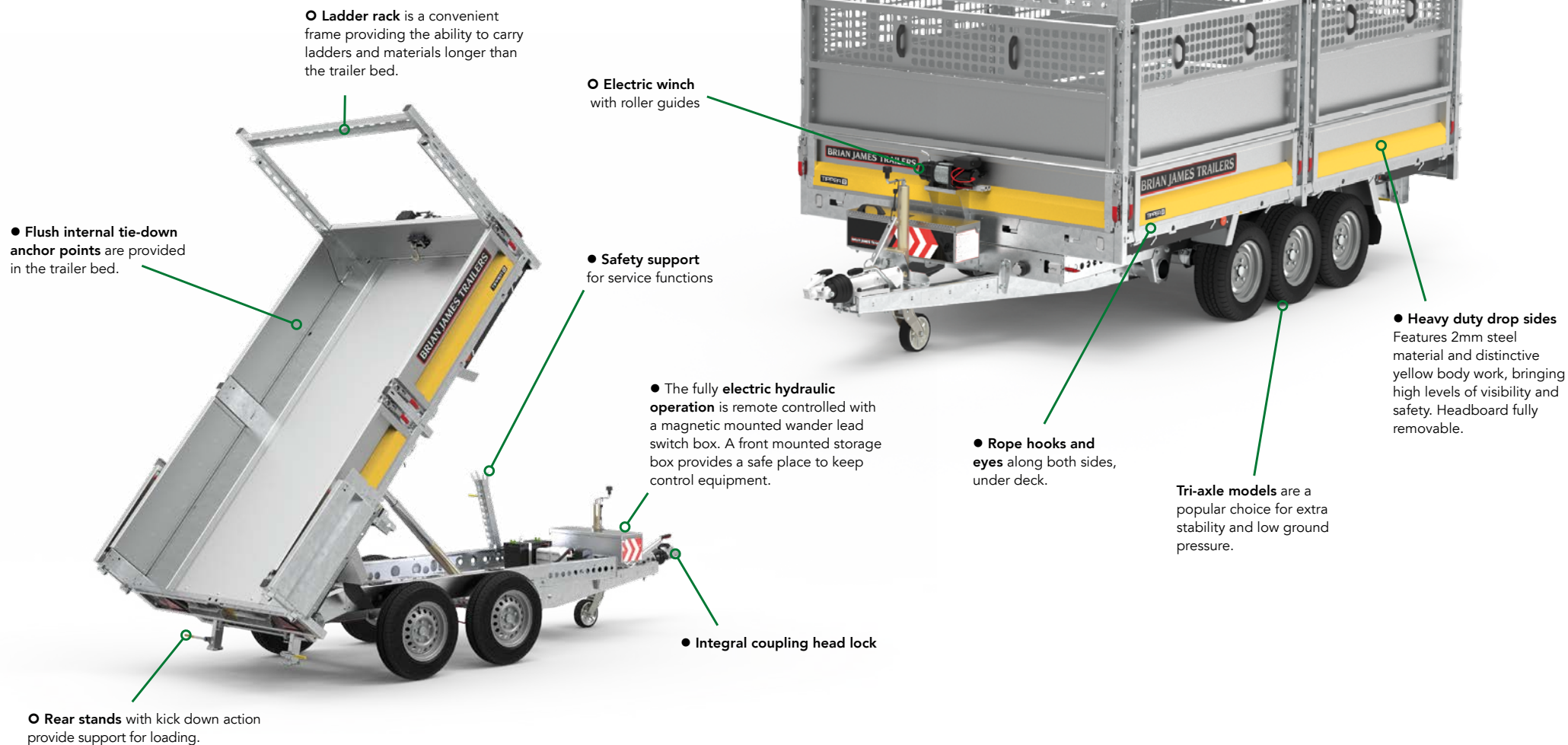
○ Electric winch option
with roller guides.



○ Ladder rack is a convenient frame
providing the ability to carry ladders and
materials longer than the trailer bed.

TIPPER 2

TIPPER 2 FULLY EQUIPPED

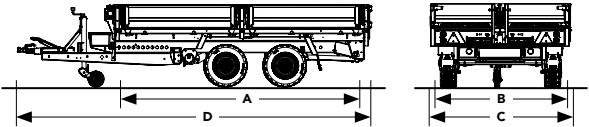


TECHNICAL INFORMATION

PRODUCT CODE	525-1111	525-2111	525-2121	525-3221	525-3222	525-4322
STANDARD						
CAPACITY						
Gross kg	2,700	2,700	3,500	3,500	3,500	3,500
Load kg	1,910	1,830	2,495	2,430	2,359	2,295
Unladen trailer weight kg*	790	870	1,005	1,070	1,141	1,205
DIMENSIONS						
Load bed length m A	2.70	3.10	3.10	3.60	3.60	4.00
Internal bed width m B	1.60	1.60	1.60	1.95	1.95	2.00
Overall trailer width m C	1.71	1.71	1.71	2.06	2.06	2.10
Overall trailer length m D	4.12	4.52	4.52	5.02	5.02	5.42
Bed load height m	**0.71	**0.71	0.732	0.732	0.685	0.685
Towball height (loaded, centre of towball) m	**0.44	**0.44	0.368	0.368	0.415	0.415
RUNNING GEAR						
Axles	2	2	2	2	3	3
Wheel / Tyre size	13" (165 C)	13" (165 C)	12" (195/60)	12" (195/60)	12" (195/60)	12" (195/60)
Spare wheel	●	●	●	●	●	●
HYDRAULICS						
Hydraulic rams	1	1	1	1	1	2
12V electric hydraulic pump	●	●	●	●	●	●
BED BASE						
Steel lined bed with ply wood base, bonded and located by a fastener free HD extrusion	●	●	●	●	●	●
DROP SIDES						
Steel drop sides 0.30m	●	●	●	●	●	●
REAR DOOR						
Full width rear tailgate, top and bottom hinged	●	●	●	●	●	●
SECURITY						
Cast steel coupling head with integral high security lock	●	●	●	●	●	●
LOADING						
Tie-down anchor points - sealed (internal)	8 points	8 points	8 points	8 points	8 points	8 points
OPTIONS						
WHEELS						
Upgrade from 165R13 C tyre to 195/60R12 HD tyre - applies to 2,700kg gross capacity models only	○	○	—	—	—	—
REAR LOADING						
High grip punched ramps 1.80m	○	○	○	○	○	○
High grip punched ramps 2.35m	○	○	○	○	○	○
Rear kick down support legs	○	○	○	○	○	○
SIDES						
Side extensions, 0.74m additional height sides (removable). Lower half of side extension height is solid panel, top half is punched grill	○	○	○	○	○	○
Heavy duty side extensions	○	○	○	○	○	○
Ladder rack	○	○	○	○	○	○
REAR DOOR						
Rear doors, side hinged - 270 degree opening	○	○	○	○	○	○
LIGHTING						
LED lighting, full rear lighting kit, multi-voltage	○	○	○	○	○	○
WINCH						
Electric winch kit 4500 lb drag capacity 12V - wander lead remote control, no power system	○	○	○	○	○	○
Power pack, portable, for electric winch	○	○	○	○	○	○
LOADING, AXLES, WHEELS AND SECURITY						
Tie-down straps x 4 – 4,000 DaN heavy duty	○	○	○	○	○	○
Wheels-Safety kit – torque wrench + digital tyre pressure gauge	○	○	○	○	○	○
Tyre pressure monitoring system – TPMS by TyrePal in-car monitor with external sensors	○	○	○	○	○	○
Datatag – Security identification system	○	○	○	○	○	○

* Unladen weight includes dropsides and rear doors or tailgate.
** Bed and towball height is reduced by 25mm with 12" wheel option upgrade.

● Standard. ○ Optional at extra cost. — Not available.



TIPPER 2

QUALITY

Brian James Trailers are manufacturers of class leading trailers, since 1979. When you buy a Brian James Trailer you can be absolutely certain that it is designed and constructed to the highest possible standards. Our Engineers combine top-quality craftsmanship with the best materials and first-class presentation. Light but strong, our trailers are crafted to enhance safety, efficiency and durability.

5 Year Extended Chassis Warranty

All of our trailers come with a standard 1 year non-transferable manufacturer's warranty covering the integrity of the chassis, which can be extended to 5 years at no additional charge upon registration.

This 5 year extended warranty applies to the chassis only. All other components are subject to a standard 1 year warranty, subject to fair wear and tear.



TIPPER 2 THE PERFECT BALANCE



Standards





BRIAN JAMES TRAILERS

» Connected to you

NOTES

All images used are for illustrative purposes only and may show non-standard equipment and finishes. All products are subject to change without prior notice due to our continuous development programme.

© BRIAN JAMES TRAILERS LIMITED

Edition TIP22021_Q2_1



THE QUEEN'S AWARDS
FOR ENTERPRISE:
INTERNATIONAL TRADE
2018

Brian James Trailers Limited.
Sopwith Way, Drayton Fields Industrial Estate
Daventry, Northampton, NN11 8PB

T + 44 (0)1327 308 833

Brian James Trailers are available by contacting our sales team as well as through an extensive network of official dealers throughout the country.

For more information please call or visit our website.

www.brianjamestrailers.co.uk

Dealer information

